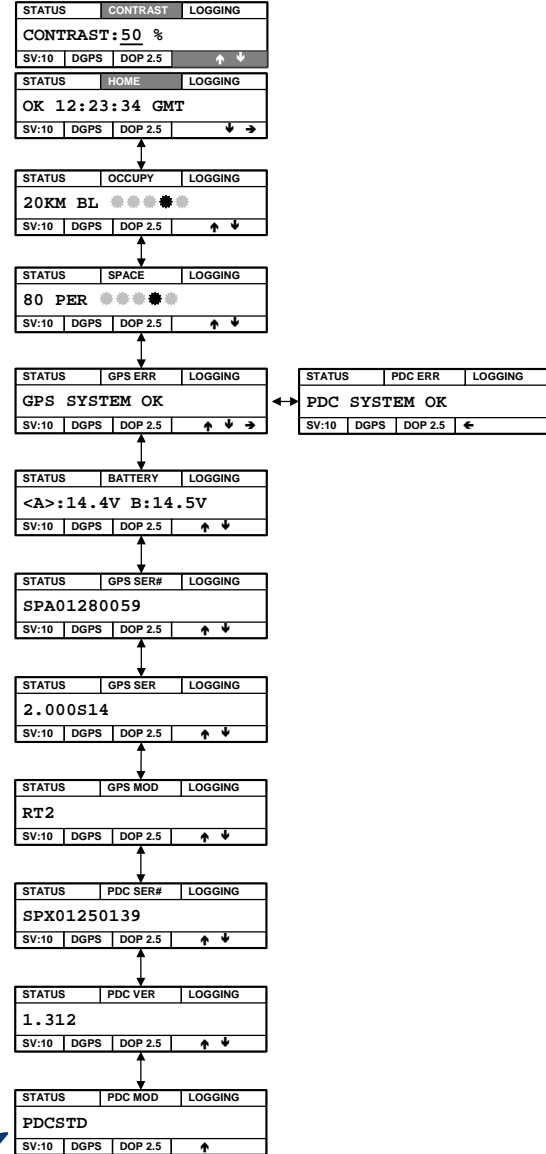
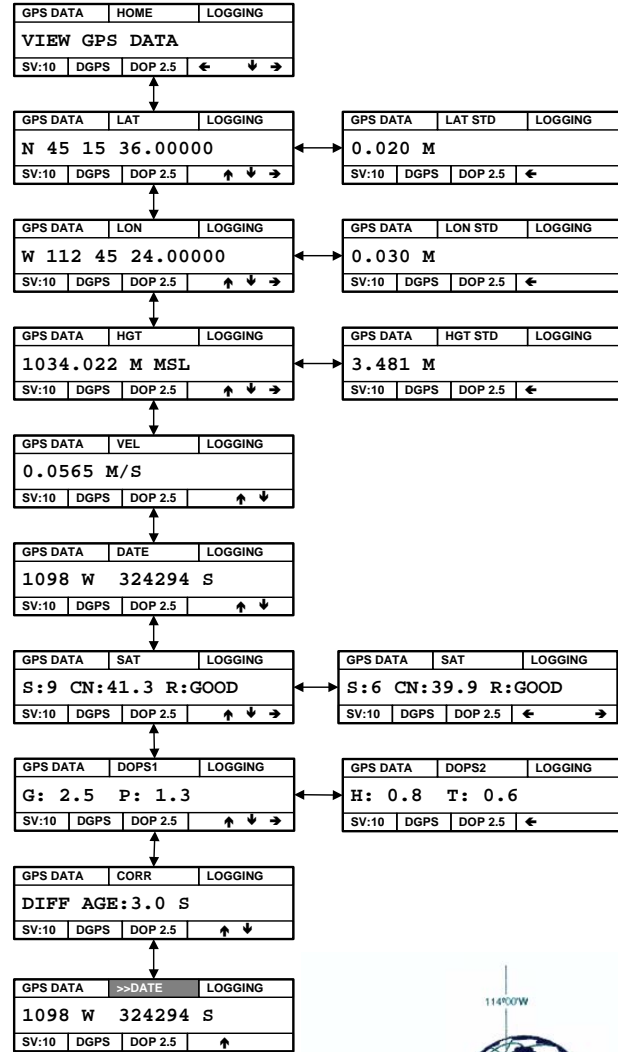


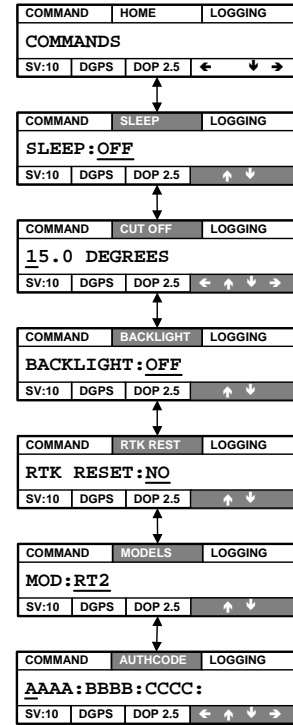
DL-4plus LCD Menus Quick Look



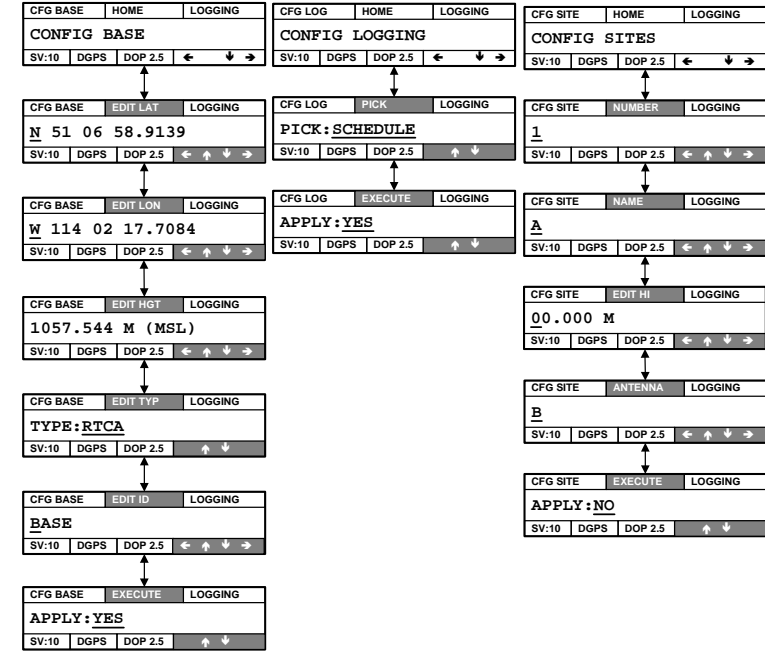
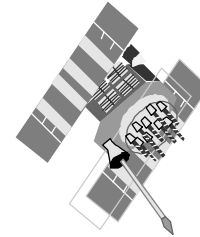
Status



GPS Data


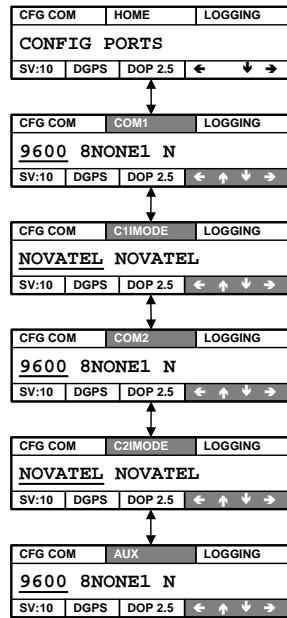


Commands

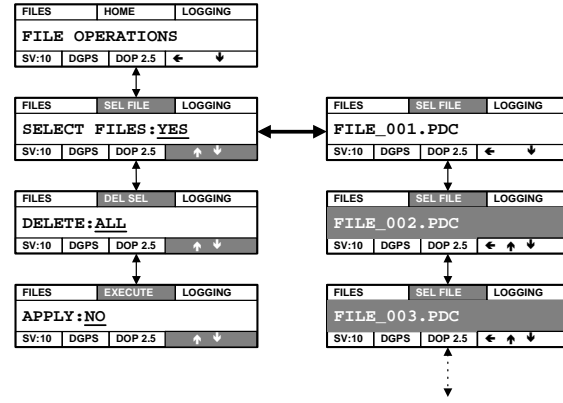


**Config Base/
Logging/Site**

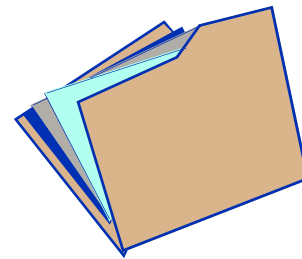




Config Ports



Inverse video indicates that a file has been selected for deletion. You may return to the SEL FILE window using the top left FILES corner of the screen at any time before files are deleted.



Files

The DL-4plus front end-cap has an LCD display with a keypad including <Ent> and <Esc>.

The main functions of the LCD menu are:

- Status
- GPS Data
- Configure Base
- Configure Logging
- Configure Sites
- Configure Ports
- Commands
- File Operations

The current menu function being displayed is shown in the top left corner of the LCD screen.

Pressing the <Ent> key while in the Status Home screen displays the Contrast screen. The contrast works as a type of 'edit by group' where the up and down arrows increase and decrease the contrast. Pressing the <Ent> key a second time returns you to the Status Home screen.

Simple menu access is achieved by following the directional arrows in the bottom right of the LCD when they appear black on a white background (←↑↓→). Use the navigation keys to the right of the LCD display for this purpose. Arrows that appear in inverse (white on grey), show that a special functionality, such as editing, is available.

Pressing the <Esc> key, to the left of the LCD display, continually will take you back through menu items until you return to the top of the menu where you started.

Press the <Ent> key to 1) pause or resume a scrolling display, 2) cause navigation aid arrows to turn to inverse video and for a cursor to appear under the first digit of an editable data value, 3) save a new value, 4) access special functionality when available (the upper middle box on this screen is shown in inverse), and 5) toggle between marked and unmarked files for deletion.

See the *LCD Menus* chapter in the *DL-4plus User Manual* for more information on these topics.

QUESTIONS OR COMMENTS

If you have any questions or comments regarding your DL-4plus, please contact NovAtel Customer Service using one of the methods provided below.

Email: support@novatel.ca

Web: www.novatel.com

Phone: 1-800-NOVATEL (U.S. & Canada)
403-295-4900 (International)

Fax: 403-295-4901

